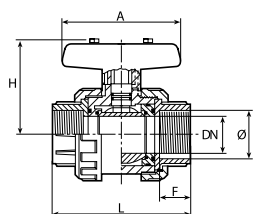




ΣΦΑΙΡΙΚΗ ΒΑΝΑ ΜΕ ΑΣΦΑΛΕΙΑ & ΘΗΛΥΚΟ ΣΠΕΙΡΩΜΑ, ΤΥΠΟΣ CR, PN10
SAFEBLOCK BALL VALVE WITH BSP FEMALE THREAD, TYPE CR, PN10



Seats: **P.T.F.E.** | O-rings: **FPM**



Κωδικός Code	DN	A	F	H	L	Ø	Τμχ/Κουτί Pcs/Box
1054016	10	85	14	56	95	3/8"	48N
1054020	15	85	16	56	95	1/2"	48N
1054025	20	85	19	58	104	3/4"	48N
1054032	25	99	22	68	116	1"	30N
1054040	32	99	26	72	133	1 1/4"	36I
1054050	40	128	31	89	149	1 1/2"	24I
1054063	50	128	38	97	167	2"	16I
1054075	65	184	44	129	225	2 1/2"	6J
1054091	80	184	51	140	246	3"	6L
1054110	100	275	61	174	309	4"	4K

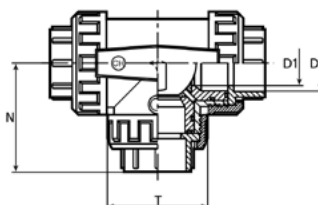
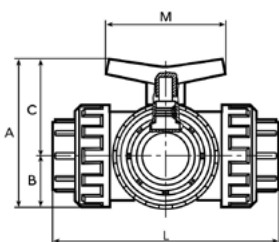
ΣΦΑΙΡΙΚΗ ΤΡΙΟΔΗ ΒΑΝΑ, ΤΥΠΟΣ "T", PN10
3-WAY BALL VALVE, TYPE "T", PN10



Seats: **P.T.F.E.** | O-rings: **EPDM**



Κωδικός Code	DN	A	B	C	M	L	T	N	D1	D	Ø	Τμχ/Κουτί Pcs/Box
2510016	15	80	24	56	85	115	49	58	10	16	16	40M
2510020	15	80	24	56	85	115	49	58	15	20	20	40M
2510025	20	80	28	52	85	127	57	60	20	25	25	28M
2510032	25	87	33	54	100	148	67	74	25	32	32	36K
2510040	32	104	40	64	100	172	81	86	32	40	40	22K
2510050	40	115	51	64	128	209	103	95	40	50	50	12K
2510063	50	160	60	100	128	244	120	114	50	63	63	10K



i ΘΕΣΗ ΑΝΟΙΓΜΑΤΟΣ & ΚΛΕΙΣΙΜΑΤΟΣ ΤΩΝ ΣΥΝΔΕΣΕΩΝ ΤΩΝ ΒΑΝΩΝ
OPEN & CLOSE POSITION OF THE VALVE CONNECTIONS

ΘΕΣΗ T • POSITION T				
1 ^a	2 ^a	3 ^a	4 ^a	5 ^a
0°	90°	180°	270°	360°



ΘΕΣΗ L • POSITION L				
1 ^a	2 ^a	3 ^a	4 ^a	5 ^a
0°	90°	180°	270°	360°