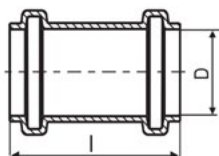


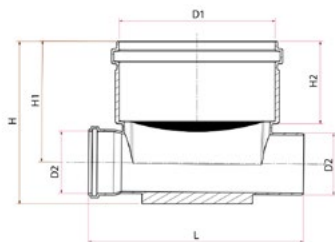


**ΜΟΥΦΑ ΔΙΠΛΗ ΜΕ ΕΛΑΣΤΙΚΟ ΔΑΚΤΥΛΙΟ ΚΑΙ ΣΤΟΠ**  
DOUBLE SOCKET WITH ORING & END



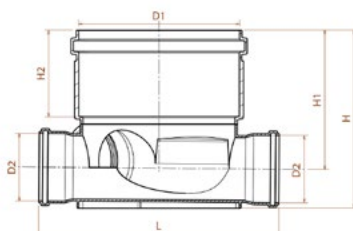
Κωδικός Code	D	I
217110300000	110	122,2
217125300000	125	131,2
217160300000	160	158
217200300000	200	158
217250300000	250	250
217315300000	315	293
217400300000	400	244

**ΦΡΕΑΤΙΟ ΕΠΙΣΚΕΨΗΣ, 1 ΕΙΣΟΔΟΣ / 1 ΕΞΟΔΟΣ**  
DRAIN MANHOLE, 1 INLET / 1 OUTLET



Κωδικός Code	D1/D2	H	H1	H2	L
292501600000	250/160	-	-	-	-
293151600000	315/160	384	281	190	479
293152000000	315/200	-	-	-	-
294001600000	400/160	420	315	207	554
294002000000	400/200	470	340	207	586

**ΦΡΕΑΤΙΟ ΕΠΙΣΚΕΨΗΣ, 1 ΕΙΣΟΔΟΣ / 3 ΕΞΟΔΟΙ**  
DRAIN MANHOLE, 1 INLET / 3 OUTLETS



Κωδικός Code	D1/D2	H	H1	H2	L
293151601300	315/160	395	309	185	490
293152001300	315/200	-	-	-	-
294001601300	400/160	420	319	207	559
294002001300	400/200	470	344	207	584